

**OLMOS
59" ACRYLIC
OVAL TUB**

Cat. No.
ATO7H59AIG



L: 59"
W: 31-1/8"
H: 23-3/4"

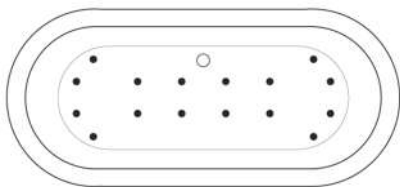
Tap deck: 4" x 18"
Water depth: 18-1/4" to top of tub
Water depth: 15" to overflow
Overflow hole diameter: 4"
Center drain to back of rim: 15-3/4"
Bottom of drain to floor: 3-3/8"
Bathing well to floor: 5-1/4"
Sitting area: 19-1/2"

The following is recommended for ATOVN59AIG with 7" center rim holes:
•Faucet: part #4601, 4063, 4062, or 4064
•Straight bath supplies: part #5577
(Requires flexible supplies)



For easier installation we recommend use of 5598-ITD Easy Install Rough In Kit

Gallon Capacity: 77
Shipping Weight: 142 lbs.
Empty Weight: 99 lbs.
Filled Weight: 738 lbs.



(Air jet configuration if system is added, more info on page 2.)

Features:

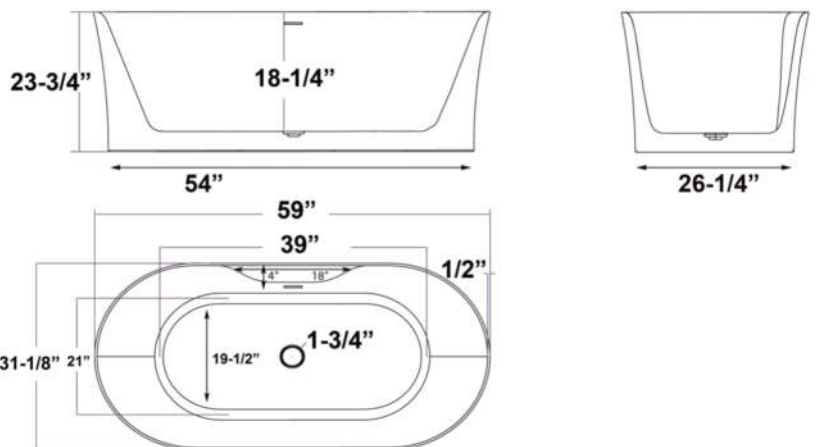
- ▶ Acrylic construction for lighter weight
- ▶ Interior and exterior walls acrylic sheets
- ▶ Overflow slot with integrated drain
- ▶ Drain included
- ▶ Drain and overflow covers included(available in 6 finishes)
- ▶ Rim is 1-1/2" wide
- ▶ Tap deck with 7" center rim holes
- ▶ Includes built-in adjusters
- ▶ Angle slope of the tub: 55°
- ▶ Tub is thoroughly inspected before shipment
- ▶ Option to add foam insulation between tub walls available
- ▶ **New:** Air jet sytem now available, more info on page 2



Finishes:

- BN** Brushed Nickel
- CP** Polished Chrome
- ORB** Oil Rubbed Bronze
- PB** Polished Brass
- PN** Polished Nickel
- WT** White


Custom Colors Available (inside of tub is always white enamel):
Painted bathtubs are considered "special order" and are not returnable



Dimensions of fixture are nominal and specifications subject to change without notice.

BATHTUB AIR JET KIT

Cat. No.
AIR KIT 1, AIR KIT 2



- A** AIR JET - Bottom air jets for maximum bubble action.
- B** BLOWER - The heart of the massage system.
- C** MANIFOLD - Double back flow security prevention device.
- D** FLEXIBLE PVC HOISING - IAPMO certified.
- E** MAIN AIR INTAKE HOSE - High temperature and pressure resistant.

Features:

- ▶ Cord for remote receiver module is 68"
- ▶ Electrical cord for blower is 34"
- ▶ Blower 12-1/2" x 7"
- ▶ 750 Watt blower motor operates system
- ▶ 300 Watt air heater warms air
- ▶ System powered by 120V
- ▶ 16 brass air jets placed in bottom of tub
- ▶ Each air jet has 24 holes
- ▶ Air jet caps available in white (AIR KIT 1) or black (AIR KIT 2)
- ▶ Includes 1½" OD x 3' main air hose plus 1½" OD x 9' extension hose
- ▶ Automatic system purge after each use
- ▶ Automatic safety timer turns off system after 20 minutes
- ▶ Includes water tight remote control
- ▶ Compatible with most acrylic, copper and resin tubs with no feet
- ▶ Not available with cast iron tubs or tubs with feet
- ▶ Connector is smooth with clamps

Air Kit is installed in tub before shipment

INSIDE TUB VIEW - WILL VARY BY TUB DESIGN



Air Jet




Remote

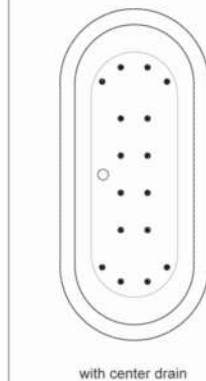


Blower

Oval bathtub
Sample jet configuration




with end drain




with center drain

Rectangular bathtub
Sample jet configuration

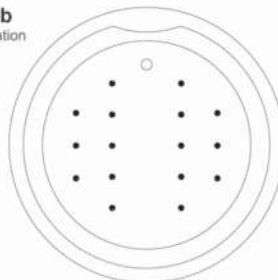


with end drain



with center drain

Round bathtub
Sample jet configuration



These diagrams are general representations. Jet placement may vary dependent on tub shape

Features:

(16) Maxi Air Jets



Elbows for air jets



Tees for air jets